
















	IMAGEN	CÓDIGO	CAJA	MARCA	W	DESCRIPCIÓN	PRECIO USD		
BULBO A60		LB7HIF	100	H INTERCOM	7	BULBO LED FRIO 7 630lm E27 60*107mm	USD 1.00		
		LB9HIF	100	H INTERCOM	9	BULBO LED FRIO 9 810lm E27 60*107mm	USD 1.07		
		LB11HIF	100	H INTERCOM	11	BULBO LED FRIO 11 990lm E27 60*112mm	USD 1.38		
		LB13HIF	100	H INTERCOM	13	BULBO LED FRIO 13 1170lm E27 60*117mm	USD 1.55		
		LB15HIF	100	H INTERCOM	15	BULBO LED FRIO 15 1350lm E27 70*137mm	USD 1.62		
		SD-BL01-9C	100	SPL	9	LED BULB 9w 6500k FRÍA 810lm	USD 1.75		
		SD-BL01-9W	100	SPL	9	LED BULB 9w 3000k CALIDA 810lm	USD 1.75		
		SD-BL01-12C	100	SPL	12	LED BULB 12w 6500k FRÍA 1080lm	USD 2.09		
		SD-BL01-12W	100	SPL	12	LED BULB 12w 3000k CALIDA 1080lm	USD 2.09		
		SD-BL01-13C	100	SPL	13	LED BULB 13w 6500k FRÍA 1170lm	USD 2.54		
		SD-BL01-13W	100	SPL	13	LED BULB 13w 3000k CALIDA 1170lm	USD 2.54		
		SD-BL01-15C	100	SPL	15	LED BULB 15w 6500k FRÍA 1350lm	USD 2.62		
LED E27		99860	10	VERBATIM	5	LED BULB E27 5w 2700k CALIDA 470lm	USD 1.98		
		99861	10	VERBATIM	5	LED BULB E27 5w 6500k FRÍA 470lm	USD 1.98		
		99862	10	VERBATIM	9	LED BULB E27 9w 2700k CALIDA 806lm	USD 2.11		
		99863	10	VERBATIM	9	LED BULB E27 9w 6500k FRÍA 806lm	USD 2.11		
		99864	10	VERBATIM	11	LED BULB E27 11w 2700k CALIDA 1055lm	USD 2.75		
		99865	10	VERBATIM	11	LED BULB E27 11w 6500k FRÍA 1055lm	USD 2.75		
		99866	10	VERBATIM	14	LED BULB E27 14w 2700k CALIDA 1521lm	USD 3.66		
		99867	10	VERBATIM	14	LED BULB E27 14w 6500k FRÍA 1521lm	USD 3.66		
		HIGH POWER (H INTERCOM)		LB30HIFT1	30	H INTERCOM	30	HIGH POWER T1 30 2700lm E27 100*185mm	USD 5.61
				LB40HIFT1	20	H INTERCOM	40	HIGH POWER T1 40 3600lm E27 118*215mm	USD 0.00
LB50HIFT1	8			H INTERCOM	50	HIGH POWER T1 50 4500lm E27 135*252mm	USD 8.48		
LB30HIFS2	20			H INTERCOM	30	HIGH POWER S2 30 6500k 2700lm E27 90*228mm	USD 11.65		
LB50HIFS1	20			H INTERCOM	30	HIGH POWER S2 50 6500k 5000lm E40 108*264mm	USD 17.77		
LB20HIFT7	30			H INTERCOM	30	=HINTERCOMIF8	USD 3.40		
LB30HIFT7	30			H INTERCOM	30	HIGH POWER T7 30 2700lm E27 100*185mm	USD 4.93		
LB40HIFT7	12			H INTERCOM	40	HIGH POWER T7 40 2700lm E27 100*185mm	USD 6.72		
HIGH POWER (SPL)		SD-BLG01-20	50	SPL	20	BULBO e27 20w 6500k 1800lms	USD 5.33		
		SD-BLG01-30	50	SPL	30	BULBO e27 30w 6500k 2700lms	USD 7.21		
		SD-BLG01-40	50	SPL	40	BULBO e27 40w 6500k 3600lms	USD 9.01		
		SD-BLG01-50	25	SPL	50	BULBO e27 50w 6500k 4500lms	USD 11.93		
HIGH POWER (MACROLED)		BAP-40-E27-WW	20	MACROLED	40	200-240V NO DIMEABLE LED SMD 25000hs PVC 200° 3000k-3500lm	USD 14.53		
		BAP-40-E27-CW	20	MACROLED	40	200-240V NO DIMEABLE LED SMD 25000hs PVC 200° 6000k-3600lm	USD 14.53		
		BAP-60-E27-WW	20	MACROLED	60	200-240V NO DIMEABLE LED SMD 25000hs PVC 200° 3000k-5200lm	USD 31.58		
		BAP-60-E27-CW	20	MACROLED	60	200-240V NO DIMEABLE LED SMD 25000hs PVC 200° 6000k-5400lm	USD 31.58		
		BAP-100-E40-WW	20	MACROLED	100	200-240V NO DIMEABLE LED SMD 25000hs ALUMINIO 200° 3000k-8800lm	USD 68.78		
		BAP-100-E40-CW	20	MACROLED	100	200-240V NO DIMEABLE LED SMD 25000hs ALUMINIO 200° 6000k-9000lm	USD 68.78		
		SILI ED-T8-9	30	SPL	9	LED TUBO G13 9W 6500k FRÍO SPL	USD 3.73		

















TUBO LED TB		SU-LED-T8-18	30	SPL	18	900LM VIDRIO 0,60mts	USD 3.73
		SU-LED-T8-18	30	SPL	18	LED TUBO G13 18w 6500k FRÍO SPL 1000lm VIDRIO 1,20mts	USD 3.92
		SU-LED-T8-40	30	SPL	40	LED TUBO G13 40w 6500kFRÍO SPL 3600lm ALUMINIO/PVC 2,10mts	USD 28.00
		99879	20	VERBATIM	17	LED TUBO G13 17w 1520lm VIDRIO 3000k CALIDO	USD 4.15
		99880	20		17	LED TUBO G13 17w 1520lm VIDRIO 4000k NEUTRO	USD 4.15
		TNL-T8120 WW	25	MACROLED	18	200-240v NANO LED 25.000hs 270° 3000k-1550lm	USD 6.19
		TNL-T8120 NW	25	MACROLED	18	200-240v NANO LED 25.000hs 270° 4500k-1600lm	USD 6.19
		TNL-T8120 CW	25	MACROLED/LV	18	200-240v NANO LED 25.000hs 270° 6000k-1650lm	USD 6.19
		TNL-T8060 WW	25	MACROLED	9	200-240v NANO LED 25.000hs 270° 3000k-700lm	USD 5.05
		TNL-T8060 NW	25	MACROLED	9	200-240v NANO LED 25.000hs 270° 4500k-750lm	USD 5.05
		TNL-T8060 CW	25	MACROLED	9	200-240v NANO LED 25.000hs 270° 6000k-800lm	USD 5.05
		LEDTUBE8WFLV	25	LV.	8	LED TUBO 8W 45cm VIDRIO Luz Fría/Neutro/Cálido	USD 5.05
LEDTUBE12WFLV		25	12		LED TUBO 12W 90cm VIDRIO Luz Fría/Neutro/Cálido	USD 5.81	
TUBO LED TB AUTONOMO		TUBO 18W AUTONOMO		SPL	18	TUBO 18W 6500 K AUTONOMO	USD 36.49
LED GU10		LB7HIF	10	H INTERCOM	7	DICROICA 7 580lm 6500K GU10	USD 1.56
		LB7HIC	10	H INTERCOM	7	DICROICA 7 580lm 3000K GU10	USD 1.56
		99321	12	VERBATIM	2.8	LED MR 16 Gu10 2,8W 6500 K FRÍA 220LM	USD 1.40
		99320	12	VERBATIM	2.8	LED MR 16 Gu10 2,8W 6700 K CALIDA 220LM	USD 1.40
		99323	12	VERBATIM	4.5	LED MR 16 Gu10 4,5W 6500 K FRÍA 375LM	USD 1.77
		99322	12	VERBATIM	4.5	LED MR 16 Gu10 4,5W 2700 K CALIDA 375LM	USD 1.77
	DICROICA GU10 LED		CPS-DP-GU10- 20W	100	MACROLED	7	200-240V NO DIMEABLE LED SMD 25000hs PVC 38° 2700k-480lm
CPS-DP-GU10- 20N			100	MACROLED	7	200-240V NO DIMEABLE LED SMD 25000hs PVC 38° 4500k-485lm	USD 2.91
CPS-DP-GU10-20C			100	MACROLED	7	200-240V NO DIMEABLE LED SMD 25000hs PVC 38° 6000k-490lm	USD 2.91
ARIL1 GU10		ND111-11-WW	50	MACROLED	11	200-240V NO DIMEABLE LED SMD 30000hs PVC 25° 3000k-890lm	USD 8.46
		ND111-11-CW	50	MACROLED	11	200-240V NO DIMEABLE LED SMD 30000hs PVC 25° 6000k-950lm	USD 8.46
			ND111-11-WW	50	MACROLED	11	200-240V NO DIMEABLE LED SMD

		ND111-15-WW	50	MACROLED	15	30000hs PVC 25° 3000k-1050lm	USD 11.37
		ND111-15-CW	50	MACROLED	15	200-240V NO DIMEABLE LED SMD 30000hs PVC 25° 6000k-1200lm	USD 11.37
ALLI GLOBO DIMMABLE		ES111-15-WW	50	MACROLED	15	200-240V DIMEABLE LED SMD 30000hs PVC 25° 3000k-1300lm	USD 16.67
		ES111-15-CW	50	MACROLED	15	200-240V DIMEABLE LED SMD 30000hs PVC 25° 6000k-1350lm	USD 16.67
		D-111-GU10-WW	50	MACROLED	15	200-240V DIMEABLE LED SMD 40000hs ALUMINIO 25° 2700k-1380lm	USD 20.84
		D-111-GU10-CW	50	MACROLED	15	200-240V DIMEABLE LED SMD 40000hs ALUMINIO 25° 6000k-1425lm	USD 20.84
BIPIN G9		G9-4,5-WW	100	MACROLED	5	200-240v NO DIMEABLE LED SMD 40.000hs CERÁMICO 300° 2700k-400lm	USD 4.17
		G9-4,5-CW	100	MACROLED	5	200-240v NO DIMEABLE LED SMD 40.000hs CERÁMICO 300° 6000k-450lm	USD 4.17
		G9-6-WW	100	MACROLED	6	200-240v NO DIMEABLE LED SMD 40.000hs CERÁMICO 300° 2700k-570lm	USD 5.18
		G9-6-CW	100	MACROLED	6	200-240v NO DIMEABLE LED SMD 40.000hs CERÁMICO 300° 6000k-600lm	USD 5.18
G9TA G45		G-45-6-E27-WW	50	MACROLED	6	200-240V NO DIMEABLE LED SMD 25000hs PVC 220° 3000k-540lm	USD 2.27
		G-45-6-E27-CW	50	MACROLED	6	200-240V NO DIMEABLE LED SMD 25000hs PVC 220° 6000k-590lm	USD 2.27
VIALA C37		C37-6-E14-WW	50	MACROLED	6	200-240V NO DIMEABLE LED SMD 25000HS PVC 220° 3000k-540lm	USD 2.27
		C37-6-E14-CW	50	MACROLED	6	200-240V NO DIMEABLE LED SMD 25000hs PVC 220° 6000k-590lm	USD 2.27
		C37-6-E27-WW	100	MACROLED	6	200-240V NO DIMEABLE LED SMD 25000HS PVC 220° 3000k-520lm	USD 2.53
		C37-6-E27-CW	100	MACROLED	6	200-240V NO DIMEABLE LED SMD 25000hs PVC 220° 6000k-540lm	USD 2.53
GLOBO G95		G95-14-E27-WW	20	MACROLED	14	200-240V NO DIMEABLE LED SMD 25000hs PVC 220° 3000k-1500lm	USD 10.11
		G95-14-E27-CW	20	MACROLED	14	200-240V NO DIMEABLE LED SMD 25000hs PVC 220° 6000k-1600lm	USD 10.11
GLOBO G120		G120-18-E27-WW	20	MACROLED	18	200-240V NO DIMEABLE LED SMD 25000 hs PVC 220° 3000k-2000lm	USD 13.90
		G120-18-E27-CW	20	MACROLED	18	200-240V NO DIMEABLE LED SMD 25000hs PVC 220° 6000k-2200lm	USD 13.90
GLOBO		60070	u.	ETG	24	LED GLOBO E27 24W3000K 2400LM	USD 13.90
		99855				LED GLOBO E27 9,5W 6500°K 806LM	USD 10.11
PAR 30		PAR30-11-E27- WW	20	MACROLED	11	200-240V NO DIMEABLE LED SMD 25000hs PVC 38° 3000k-950lm	USD 9.95
		PAR30-11-E27- CW	20	MACROLED	11	200-240V NO DIMEABLE LED SMD 25000hs PVC 38° 6000k-1000lm	USD 9.95
		PAR30-30WW	20	MACROLED	30	200-240V NO DIMEABLE LED SMD 40.000hs ALUMINIO 24° 3000k-2750lm	USD 30.32
		PAR30-30CW	20	MACROLED	30	200-240V NO DIMEABLE LED SMD	USD 30.32








		PAR30-E27	20	MACROLED	20	40.000hs ALUMINIO 24° 6000k-2850lm	USD 9.95	
		99530	u.	VERBATIM	9.5	LED PAR30 E27 9,5W 2700K CALIDA 750LM	USD 9.95	
PAR 38		PAR38-20-E27- WW	20	MACROLED	20	200-240V NO DIMEABLE LED SMD 25.000hs PVC 38° 3000k-1800lm	USD 16.42	
		PAR38-20-E27- CW	20	MACROLED	20	200-240V NO DIMEABLE LED SMD 25.000hs PVC 38° 6000k-1850lm	USD 16.42	
HIGHPOWER MAGNOLIA		BTM-40WW	520	MACROLED	40	200-240V NO DIMEABLE LED SMD 25000hs PVC 200° 3000k-4100lm	USD 26.53	
		BTM-40CW	20	MACROLED	40	200-240V NO DIMEABLE LED SMD 25000hs PVC 200° 6000k-4200lm	USD 26.53	
GOTA FILAMENTO		BFG45-5WW	50	MACROLED	5	200-240V NO DIMEABLE LED 45mm 25.000hs VIDRIO 360° 3000k-470lm	USD 3.66	
		BFG45-5CW	50	MACROLED	5	200-240V NO DIMEABLE LED 45mm 25.000hs VIDRIO 360° 6000k-480lm	USD 3.66	
WELA E14 FILAMENTO		BFC37-5WW	50	MACROLED	5	200-240V NO DIMEABLE LED 35mm 25.000hs VIDRIO 360° 3000k-470lm	USD 3.66	
		BFC37-5CW	50	MACROLED	5	200-240V NO DIMEABLE LED 35mm 25.000hs VIDRIO 360° 6000k-480lm	USD 3.71	
BULBO E27 FILAMENTO		BFA60-8WW	50	MACROLED	6	200-240V NO DIMEABLE LED 60mm 25.000hs VIDRIO 360° 3000k-800lm	USD 6.06	
		BFA60-8CW	50	MACROLED	6	200-240V NO DIMEABLE LED 60mm 25.000hs VIDRIO 360° 6000k-840lm	USD 6.06	
		BFA60-10WW	50	MACROLED	8	200-240V NO DIMEABLE LED 60mm 25.000hs VIDRIO 200° 3000k-1000lm	USD 8.84	
		BFA60-10CW	50	MACROLED	8	200-240V NO DIMEABLE LED 60mm 25.000hs VIDRIO 200°6000k-1080lm	USD 8.84	
GORDO E27 FILAMENTO		DBFG125-8WW	20	MACROLED	8	200-240V DIMEABLE LED 64mm 25.000hs VIDRIO 360° 3000k-1000lm	USD 15.82	
		DBFG125-8CW	20	MACROLED	8	200-240V DIMEABLE LED 125mm 25.000hs VIDRIO 360° 6000k-1080lm	USD 15.82	
VINTAGE FILAMENTO		DBFST19-8WW	50	MACROLED	8	200-240V NO DIMEABLE LED 64mm 25.000hs VIDRIO 200° 3000k-1000lm	USD 13.26	
		DBFST19-8CW	50	MACROLED	8	200-240V DIMEABLE LED 64mm 25.000hs VIDRIO 360° 6000k-1080lm	USD 13.26	
VINTAGE E27 GOLDEN FILAMENTO		BFG125-5WW	20	MACROLED	5	200-240V NO DIMEABLE LED 175mm 25.000hs VIDRIO 360° 2200k-52lm	USD 15.79	
		BFST19-5WW	50	MACROLED	5	200-240V DIMEABLE LED 64mm 25.000hs VIDRIO 360° 2200k-52lm	USD 12.13	
		BFG95-5WW	50	MACROLED	5	200-240V DIMEABLE LED 150mm 25.000hs VIDRIO 360° 2200k-52lm	USD 15.16	
		ANT ST64	100	FRANCE	24	LAMPARA DE FILAMENTO DE CARBONO DIMERIZABLE 24W	USD 6.23	
			ANT C35	100	FRANCE	24	LAMPARA DE FILAMENTO DE CARBONO DIMERIZABLE 24W	USD 6.85
			ANT C35V	100	FRANCE	24	LAMPARA DE FILAMENTO DE CARBONO DIMERIZABLE 24W	USD 6.85
			ANT T30	100	FRANCE	24	LAMPARA DE FILAMENTO DE CARBONO DIMERIZABLE 24W	USD 8.41

IMAGEN	CÓDIGO	CAJA	MARCA	W	DESCRIPCIÓN	PRECIO USD	
	ANT LAN LANTERN	50	FRANCE	24	LAMPARA DE FILAMENTO DE CARBONO DIMERIZABLE 24W	USD 8.41	
	ANT G125 GLOBO	24	FRANCE	24	LAMPARA DE FILAMENTO DE CARBONO DIMERIZABLE 24W	USD 8.41	
	ANT T45	100	FRANCE	24	LAMPARA DE FILAMENTO DE CARBONO DIMERIZABLE 24W	USD 6.23	
	ANT G80 GLOBO	50	FRANCE	24	LAMPARA DE FILAMENTO DE CARBONO DIMERIZABLE 24W	USD 6.23	
	ANT A60	100	FRANCE	24	LAMPARA DE FILAMENTO DE CARBONO DIMERIZABLE 24W	USD 6.23	
	MDF-16BR				(BRONCE COBRIZO)	9.68	
	MDF-16 BO				(BRONCE OPACO)	9.68	
	MDF-16 BV				(BRONCE VIEJO)	9.68	
	MDF-01 BO				(BRONCE OPACO)	10.84	
	MDF-01 BD				(BRONCE DORADO)	10.84	
	MDF-01 BR				(BRONCE COBRIZO)	10.84	
	MDF-01 BV				(BRONCE VIEJO)	10.84	
					MDF-12 BR	(BRONCE COBRIZO)	9.68
					MDF-12 BV	(BRONCE VIEJO)	9.68
MDF-12 BO					(BRONCE OPACO)	9.68	
	MDF-02 BO				(BRONCE OPACO)	11.38	
	MDF-02 BD				(BRONCE DORADO)	11.38	
	MDF-02 BR				(BRONCE COBRIZO)	11.38	
	MDF-02 BV				(BRONCE VIEJO)	11.38	
	MDF-18 BO				(BRONCE OPACO)	11.17	
	MDF-18 BR				(BRONCE COBRIZO)	11.17	
	MDF-18 BV				(BRONCE VIEJO)	11.17	
	MDF-11 BR				(BRONCE COBRIZO)	9.12	
	MDF-11 BV	(BRONCE VIEJO)	9.12				
	MDF- 11 BO	(BRONCE OPACO)	9.12				
	MDF-21 NE	(NEGRO)	13.47				
	MDF-21 AC	(ACERO)	13.47				
	MDF- 21 CO	(COBRE)	13.47				
	CLARA	100	FRANCE	15	LAMPARA PERFUME E14 CLARA 15W	0.70	
	CLARA	100	FRANCE	25	LAMPARA PERFUME E14 CLARA 25W	0.70	
	SATINADA	50	FRANCE	15	LAMPARA PERFUME E27 SATINADA 15W	0.70	
	SATINADA	50	FRANCE	25	LAMPARA PERFUME E27 SATINADA 25W	0.70	
	CLARA	100	FRANCE	28	LAMPARA GOTA E27 CLARA 28W	0.88	
	CLARA	100	FRANCE	42	LAMPARA GOTA E27 CLARA 42W	0.88	
	OPAL	50	FRANCE	28	LAMPARA OPAL E27 CLARA 28W	0.88	
	OPAL	50	FRANCE	42	LAMPARA OPAL E27 CLARA 42W	0.88	
	CLARA	100	FRANCE	42	LAMPARA CLARA E27 42W	1.12	
	CLARA	100	FRANCE	53	LAMPARA CLARA E27 53W	1.12	
	CLARA	100	FRANCE	70	LAMPARA CLARA E27 70W	1.12	
	COLG 001BC	25	E27		PORTA LAMPARA E27 DE CÉRAMICA, CON FLORON ATRAPA CABLE, JUEGO DE Prensa CABLE, REDONDO 2X0,50 BLANCO/NEGRO 0,80MTS.	1.73	
	COLG 001NG	25	E27			1.73	

COLANTES							
	COLG 001TR	25	E27			PORTA LAMPARA E27 DE CERÁMICA, CON FLORON ATRAPA CABLE, JUEGO DE PRENSA CABLE, REDONDO 2X0,50 TRASLUCIDO 0,80MTS.	1.91
	COLG 002BC	25	E-27			PORTA LAMPARA E27 TERMO PLÁSTICO ROSCA EXTERIOR, CAPUCHON, ARANDELA, FLORÓN ATRAPA CABLE, JUEGO DE PRENSA CABLE, REDONDO 2X0,50 BLANCO/NEGRO 1,00MTS.	2.65
	COLG 002NG	25	E-27				2.65
	COLG 002TR	25	E-27			PORTA LAMPARA E27 TERMO PLÁSTICO ROSCA EXTERIOR, CAPUCHON, ARANDELA, FLORÓN ATRAPA CABLE, JUEGO DE PRENSA CABLE. REDONDO 2X0,50 TRASLUCIDO 1,00MTS.	2.84
	PORT009	100	GU10			PORTA LAMPARA CERÁMICO GU-10 CON CABLE	0.46
	PORT003	400	E-27			PORTA LAMPARA DE CERÁMICA E-27 CON PUENTE	0.44
	PORT004	400	E-27			PORTA LAMPARA DE CERÁMICA E-27 CON ESCUADRA	0.44
	PORT005	400	E-27			PORTA LAMPARA DE CERÁMICA E-27	0.44
	PORT006	200	E-27			PORTA LAMPARA DE PLÁSTICO E-27 ROSCA EXT. C/ARO	0.76
	PORT006 C40	200	E-27			PORTA LAMPARA DE PLÁSTICO E-27 ROSCA EXT. C/ARO Y CABLE 2X BLANCO/NEGROCM	1.09
	PORT007	80	E-40			PORTA LAMPARA DE CERÁMICA E-40 PISTÓN Y FRENO	2.58
	PORT008	80	E-40			PORTA LAMPARA DE CERÁMICA E-40 CON CASQUILLO 5/8	2.58
	PORT0010	200	GU-5,3			PORTA LAMPARA DE CERÁMICA GU-53 CON CABLE	0.44
	PORT001	200	E-27			PORTA LAMPARA E27 CON CHICOTE	0.62
	PORT002	200	E-27			PORTA LAMPARA E27 2 PIEZAS ESTANDAR NEGRO	0.88
	PORT002	200	E-27			PORTA LAMPARA E27 2 PIEZAS ESTANDAR BLANCO	0.97
	PORT011	20	G-9			PORTA LAMPARA G9 CON CABLE	1.73
	BLANCO/NEGRO	100				FLORÓN PLANO BLANCO	0.51
	BLANCO/NEGRO	100				FLORÓN CONICO BLANCO	0.51
	BLANCO	500				ATRAPACABLE	0.13
	BLANCO/NEGRO	500	M10 X 1			JUEGO DE PRENSA CABLES BLANCO/ NEGRO	0.27
	TRASLUCIDO	500	M10 X 1			JUEGO DE PRENSA CABLES TRASLUCIDO	0.36
	BLANCO/NEGRO	500	M10 X 1			NIPLE 7mm BLANCO/NEGRO	0.13
	BLANCO/NEGRO	500	M10 X 1			NIPLE 7mm BLANCO/NEGRO	0.15
	BLANCO/NEGRO	500	M10 X 1			NIPLE 7mm BLANCO/NEGRO	0.18
IMAGEN	CÓDIGO	CAJA			DESCRIPCIÓN	PRECIO USD	
	YCA 1006A (BLACK)	50			SENSOR DE MOVIMIENTO INFRARROJO ÁNGULO DE DETECCIÓN : 2 A 11m TIEMPO DE ENCENDIDO : 5seg. A 8 min.	19.43	
	YCA 1009A (WHITE)	50			SENSOR DE MOVIMIENTO INFRARROJO ÁNGULO DE DETECCIÓN : 12m max. TIEMPO DE ENCENDIDO : 5 seg. A 8 min.	18.22	
	YCA 1001A	50			SENSOR DE MOVIMIENTO ÁNGULO DE DETECCIÓN:360° DISTANCIA DE DETECCIÓN :6 m (MÁX.) TIEMPO DE ENCENDIDO : 5 seg. A 8 min.	19.96	
	YCB 1002A	50			SENSOR PARA PROYECTOR DE LUZ ÁNGULO DE DETECCIÓN : 180° DISTANCIA DE DETECCIÓN : 2 A 12 m.	15.94	
	YCC 1006 (WHITE)	100			FOTO CONTROL CONTROL DE CORRIENTE :10 A LUZ DE AMBIENTE : < 5-50 LUX	9.22	
	YCC 1004(WHITE)	100			FOTOCÉLULA DE LUZ CONTROL DE CORRIENTE : 5 A LUZ DE AMBIENTE : <2-100LUX	7.73	
	HB100	1	MACROLED	100	100-240V 5KG NO DIMEABLE EDISON3030 35,000 HS METAL 90° 5700K-10500LM EFICIENCIA LUMINICA MEJORADA	202.12	
	HB200	1	MACROLED	200	100-240V 5KG NO DIMEABLE EDISON3030 35,000 HS METAL 90° 5700K-2100LM EFICIENCIA LUMINICA MEJORADA	353.71	
	FL240WW	1	MACROLED	240	100-240V 5kg EDISON 3030 30000HS METAL 90° 3000K - 21600LM	467.40	
	FL-10-ww	20	MACROLED	10	220-240V 0,3kg SMD 25000HS METAL 100° 3000K - 750LM	18.95	

REFLECTORES P405		FL-10-cw	20	MACROLED	10	220-240V 0,3kg SMD 25000HS METAL 100° 6000K - 800LM	18.95
		FLS-20-ww	20	MACROLED	20	220-240V 0,66kg SMD 25000HS METAL 100° 3000K - 1550LM	27.16
		FLS-20-cw	20	MACROLED	20	220-240V 0,66kg SMD 25000HS METAL 100° 6000K - 1600LM	27.16
		FLS-30-ww	20	MACROLED	30	220-240V 0,9kg SMD 25000HS METAL 100° 3000K - 2650LM	37.90
		FLS-30cw	20	MACROLED	30	220-240V 0,9kg SMD 25000HS METAL 100° 6000K - 2700LM	37.90
		FLS-50ww	10	MACROLED	50	220-240V 1,17kg SMD 25000HS METAL 100° 3000K - 4450LM	54.32
		FLS-50cw	10	MACROLED	50	220-240V 1,17kg SMD 25000HS METAL 100° 6000K - 4500LM	54.32
		FLS-100ww	4	MACROLED	100	220-240V 1,87kg SMD 25000HS METAL 100° 3000K - 8950LM	51.79
		FLS-100cw	4	MACROLED	100	220-240V 1,87kg SMD 25000HS METAL 100° 6000K - 9000LM	51.79
		FLS-150ww	2	MACROLED	150	220-240V 3,96kg SMD 25000HS METAL 100° 3000K - 13450LM	164.22
FLS-150cw		2	MACROLED	150	220-240V 3,96kg SMD 25000HS METAL 100° 6000K - 13000LM	164.22	
	FLS-200cw	2	MACROLED	200	220-240V 3,96kg SMD 25000HS METAL 100° 3000K - 17800LM	202.12	
	FLS-200cw	2	MACROLED	200	220-240V 3,96kg SMD 25000HS METAL 100° 6500K - 1800LM	202.12	
PANEL 6060		PEC - 6060WW	5	MACROLED	48	200-240V NO DIMEABLE LED SMD 30.000hs PVC 120° 3000-4320lm	73.27
		PEC - 6060NW	5	MACROLED	48	200-240V NO DIMEABLE LED SMD 30.000hs PVC 120° 4500-4464lm	73.27
		PEC - 6060 CW	5	MACROLED	48	200-240V NO DIMEABLE LED SMD 30.000hs PVC 120° 6000-4590lm	73.27
		PEC-6060CW	5	MACROLED	36	LED PANEL FLAT 60x600 36w 6000K	50.53
		PANELLEDLVC	5	L.V.	48	LED PANEL FLAT 60x600 36w 3000K	59.74
		PANELLEDLVN	5	L.V.	48	LED PANEL FLAT 600x600 48w 4000k	59.74
		PANELLEDLV	5	L.V.	48	LED PANEL FLAT 600x600 48w 6500k	59.74
PANEL 30120		PEC - 30120WW	5	MACROLED	48	200-240V NO DIMEABLE LED SMD 30.000hs PVC 120° 3000-3120lm	77.06
		PEC - 30120NW	5	MACROLED	48	200-240V NO DIMEABLE LED SMD 30.000hs PVC 120° 4500-3360lm	77.06
ACESES CUBIERTOS PANEL		PPL6060	20	MACROLED	48	PLAFÓN DE ALUMINIO PARA PANEL FLAT CUADRADO 60X60	17.90
EMBITIDO LED		RTB30-WW	10	MACROLED	30	PANEL LED COB 30W 3000K 2500ms	37.90
		RTB30-NW	10	MACROLED	30	PANEL LED COB 30W 4500K 2700ms	37.90
		RTB30-CW	10	MACROLED	30	PANEL LED COB 30W 6000K 2800ms	37.90
		RTB20-WW	10	MACROLED	20	PANEL LED COB 20W 3000K	30.88
		RTB20-CW	10	MACROLED	20	PANEL LED COB 20W 4500K	30.88
TORTUGA CON VINDIA		TOR5502BP	u.	SPL	LED	TORTUGA CON VINCHA 1XE27 EN PLÁSTICO BLANCO	6.18
		TOR5502NP	u.	SPL	LED	TORTUGA CON VINCHA 1XE27 EN PLÁSTICO NEGRO	6.18
		TOR5501BP	u.	SPL	LED	TORTUGA CON ARO 1XE27 EN PLÁSTICO BLANCO	6.18
		TOR5501NP	u.	SPL	LED	TORTUGA CON ARO 1XE27 EN PLÁSTICO NEGRO	6.18
LACENA CON TELA Y COBERTOR		TUBO BAJO ALACENA 3,5			3.5	TUBO B.ALACENA CON COBERTOR Y LLAVE	9.04
		TUBO BAJO ALACENA 9			9	TUBO B.ALACENA CON COBERTOR Y LLAVE	11.72
		TUBO BAJO ALACENA 12			12	TUBO B.ALACENA CON COBERTOR Y LLAVE	13.92

TUBO A	TUBO BAJO ALACENA18	18	TUBO B.ALACENA CON COBERTOR Y LLAVE	15.89
--------	---------------------	----	-------------------------------------	-------

IMAGEN	CÓDIGO	CAJA	MARCA	W	DESCRIPCIÓN	PRECIO USD	
	TIP202835BF				Tira led ip20 2835 60 led x metro BLANCO FRIO 780ML	13.74	
	TIP202835BC				BLANCO CALIDO 780ML	13.74	
	TIP202835RGB				RGB 780ML	17.55	
	TIP652835BF				Tira led ip65 2835 60 led x metro BLANCO FRIO 780ML	17.53	
	TIP652835BC				BLANCO CALIDO 780ML	17.53	
	TIP652835RGB				RGB 780ML	21.05	
	TIP205050BF				Tira led ip20 5050 60 led x metro BLANCO FRIO 780 Im	24.00	
	TIP205050BC				BLANCO CALIDO 780 Im	24.00	
	TIP205050RGB				RGB 780ML	35.83	
	TIP655050BF				Tira led ip65 5050 60 led x metro BLANCO FRIO 780ML	29.53	
	TIP655050BC				BLANCO CALIDO 780LM	29.53	
	TIP655050RGB				RGB 780LM	39.30	
	TIP205630BF				Tira led ip20 5630 60ld x metro BLANCO FRIO ALTO RENDIMIENTO 2280 Im	36.16	
	TIP205630BC				BLANCO CALIDO ALTO RENDIMIENTO 2280 Im	36.16	
		CON-RGB-IR-72W	100	MACROLED	72	CONTROLADOR INFRAROJO / PLASTICO 61X35X21mm 5mts	12.63
		CON-RGB-RF- 144W	100	MACROLED	144	CONTROLADOR RADIOFRECUENCIA 130X65X23mm 10mts / METAL	37.90
		CON-RGB-RF- 360W	100	MACROLED	360	CONTROLADOR RADIOFRECUENCIA / CON CONTROL 121X75X25mm 10mts / METAL	44.21
		AMP-RGB-12A	100	MACROLED		AMPLIFICADOR / METAL 105X65X23mm 10mts	25.26
	DIM-IR-96W	84	MACROLED	96	DIMMEER REMOTO 87X87X53mm / PLASTICO	25.26	
	DIM-M-96W	160	MACROLED	96	DIMMER / PLASTICO 89X59X35mm	22.74	
	S-15W-12V	u.		15	FUENTE SWICHING 1,25 AMP	12.06	
	S-25W-12V	u.		25	FUENTE SWICHING 2 AMP	13.04	
	S-36W-12V	u.		36	FUENTE SWICHING 3 AMP	15.79	
	S-60W-12V	u.		60	FUENTE SWICHING 5 AMP	22.04	
	S-100W-12V	u.		100	FUENTE SWICHING 8,33 AMP	33.15	
	S-150W-12V	u.		150	FUENTE SWICHING 12,5 AMP	37.07	
	S-180W-12V	u.		180	FUENTE SWICHING 15 AMP	44.14	
	S-200W-12V	u.		200	FUENTE SWICHING 17 AMP	48.06	
	S-360W-12V	u.		360	FUENTE SWICHING 30 AMP	65.41	

PRECIOS EXPRESADOS EN DOLARES

LISTA DE PRECIOS NETA + IMPUESTOS

LA MISMA PUEDE SER MODIFICADA SIN PREVIO AVISO